

# Studio

Ideal for... Home Office Art Studio Exercise Room Music Studio  
Hobby Room Playhouse Game Room ...and many other uses!



10x14 Studio with French Door\*



## Studio Benefits

- A **Shed Shop** Studio provides valuable usable space at a fraction of the cost of a room addition.
- Each Studio is built-to-order allowing for a variety of choices & options.
- **The Shed Shop** can handle all the details including site prep, concrete, electrical, obtaining permits, and dealing with the city.
- You can view and walk in actual Studio demos at our showroom helping you know what to order.
- Speed: Studios are typically installed over a 3-week period from start to finish including installation of concrete.

the  
**shedshop**  
The Bay Area Shed Leader

37341 Blacow Rd., Fremont, CA 94536  
(510) 791-7433

[www.shedshop.com](http://www.shedshop.com)  
M-F 9-5 Sat 10-4

Since 1989... over 16,000 Sheds & Studios  
installed in the SF Bay Area

\*Gutter, downspout, and flower boxes in-  
stalled by homeowner

Lic. No. 819384

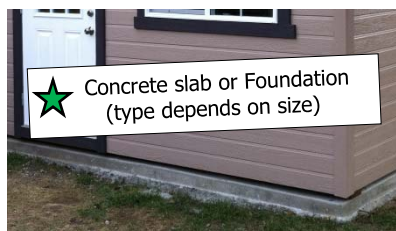
# Typical Studio Pricing Scenarios

## Option A: Entry Level

### Includes These Features



9 Light House Door & DP Vinyl Jeld-Wen Windows  
1 ea. 3x3 & 4x3



★ Concrete slab or Foundation  
(type depends on size)



★ Permit procurement  
(if required)



Local Delivery and Complete Set-up on Site



Unfinished Interior


8x10	\$8,119
8x12	8,557
8x14	9,165
8x15	9,431

10x10	\$8,992
10x12	9,431

8x16	\$12,227
8x18	12,701
8x20	13,106

10x14	\$12,910
10x16	13,304
10x18	14,362
10x20	15,564

12x12	\$13,106
12x14	14,106
12x16	15,396
12x18	17,332
12x20	18,834



ALL "Classic" model features are included (see separate flyer)

### Studio Roof Peak Heights

8' widths: 10' 1"  
10' widths: 10' 5"  
12' widths: 10' 9"

**NOTE:** Typical heights—actual height may vary depending on levelness of site and/or building features. Height includes thickness of a typical slab or foundation.

## Option B: Nicely Finished

### Includes All "A" Features PLUS...



Interior Finish Package

Insulated Walls & Ceiling



Textured Sheetrock



Interior Door & Window Trim

8x10	\$12,807
8x12	13,244
8x14	13,853
8x15	14,166

10x10	\$13,680
10x12	14,166

8x16	\$17,620
8x18	18,511
8x20	19,334

10x14	\$18,613
10x16	19,532
10x18	21,112
10x20	22,835

12x12	\$18,916
12x14	20,542
12x16	22,458
12x18	25,020
12x20	27,148



### Studio Electrical Package

- 4 or 6 LED ceiling lights (depending on size of building)
- Four outlets & dual light switch with dimmer
- Exterior motion light
- New 20A breaker at panel

## Option C: Turn-Key

### Includes All "A & B" Features PLUS Paint & Flooring



Two-tone Exterior Paint



One-tone Interior Paint



Natural Oak Finished Flooring (light or dark) & Baseboard

### Get a Consultation & Price Quote



- The consultation process starts with a visit to our showroom.
- We'll help you design a nice looking Studio that meets your needs, and satisfies city codes.
- An on-site visit is available if you live in our Primary Service Area. The \$200 fee is waived if you first visit our showroom.

8x10	\$15,075
8x12	15,568
8x14	16,456
8x15	16,936

10x10	\$16,061
10x12	16,936

8x16	\$20,433
8x18	21,651
8x20	22,793

10x14	\$21,714
10x16	23,017
10x18	25,053
10x20	27,180

12x12	\$22,110
12x14	24,263
12x16	26,682
12x18	29,795
12x20	32,416

# Features/Options

## Door Options



9-Light Door \$455



French Doors

4 Ft. \$1,250  
5 Ft. 1,300  
6 Ft. 1,350

### Door Features

- Fiberglass skin resists dings
- Includes dual lockset
- Doors "in-swing"

## 3 Ft. Landing



Landing \$125

- Up to 4'x3' wood landing; other sizes available

## Exterior Paint

One-Tone Paint \$3 /sq. ft. (\$400 min.)

Two-Tone Paint \$4 /sq. ft. (\$500 min.)

## Interior Paint

One-Tone \$6 /sq. ft. (\$600 min.)

Two-Tone Addn'l \$3 /sq. ft. (ceiling & trim painted white)

## Service Options

Tear down & remove metal shed \$175 min.

Travel charge to extended service area \$125 min. per trip

## Extra Windows



JeldWen Vinyl Double Pane Slider with Grids

3x2, 2x3, or 2x2 \$260  
3x3 \$280  
4x3 \$310  
5x3 \$340

## Fixed Windows



Jeld-Wen Double Pane Mounted High on Wall

3x1 \$210  
4x1 \$230


## Sun Tunnel



Sun Tunnel \$600

- A great option that lets in lots of natural light

## 50yr Shingles



Presidential

Add \$2/sq. ft.

- Recommended for high-wind areas

➡ Items NOT Included that are quoted separately: **City/Permit Fees & Electrical Hook-up**

### Site Requirements

- Located in our service area
- Reasonable access & workspace
- Clear & level site; costs to prepare your site (if required) are quoted separately
- Placement on property must conform to local Planning Dept. codes

### Price Notes

- Width & length are approximate
- Travel fees apply to "extended service areas"
- City fees are added after permit is obtained at which time the exact cost of fees are known
- Cost of electrical hook-up depends on distance to source & makeup of routing path

### Permits

- Price includes our handling of most permit related issues including plans, drawings, permit procurement, and meeting inspectors
- Our Studios are classified as "non-habitable accessory structures"; please let us know if you wish your building to be legally classified as "habitable space"



We include **permit procurement** and **concrete** in ALL our Studio pricing options. Your new Studio will be safe, stable, legal, and add value to your home. **Already have Concrete?** In most cases your existing concrete will be sufficient for sizes 120 sq. ft. or smaller, resulting in a price break.

# Examples of Recently Built Studios



**8x12 Mt. View - Home Office**



**8x15 Menlo Park - Home Office**



**8x15 Los Altos - Getaway Room**



**12x20 Livermore - Hobby Room**



**12x14 Menlo Park - Backyard Retreat**



**8x15 Berkeley - Music Studio**

